

# Smoked Salmon Crostini

Cuisine: **English**

Food category: **Fish**



Author: **Phil Smith**

Company: **Retigo**



## Program steps

1 Hot air 50 % Termination by time 00:30 hh:mm 30 °C 50 %

## Ingredients - number of portions - 10

Name	Value	Unit
Side of Salmon	1	pcs
salt, sugar 50/50 ratio	750	kg

## Nutrition and allergens

Allergens:

Minerals: Calcium, Sodium

Vitamins:

Nutritional value of one portion	Value
Energy	290250 kJ
Carbohydrate	75000 g
Fat	0 g
Protein	0 g
Water	0 g

## Directions

Pin bone the side of salmon, place in the salt / sugar brine for 24hrs,

After this, pat dry the salmon and leave back in the fridge unwrapped for 12 hrs,

Take a GN container 65mm deep and fill with Ice and place on the top shelf of the oven.

Place a GN shelf underneath this with the smoker on the shelf.


Place the side of salmon into the Vision Frit and put below the smoker and close the door leading the wire from the smoker out of the top of the door.

Set the smoker control box to medium smoke and switch on.


Once the smoker has burned out, approximately 1 and a half hours, take out the smoked salmon.

Slice and serve on slices of Crostini with lemon


## Recommended accessories



Vision Smoker



Vision Frit



Stainless wire shelving